

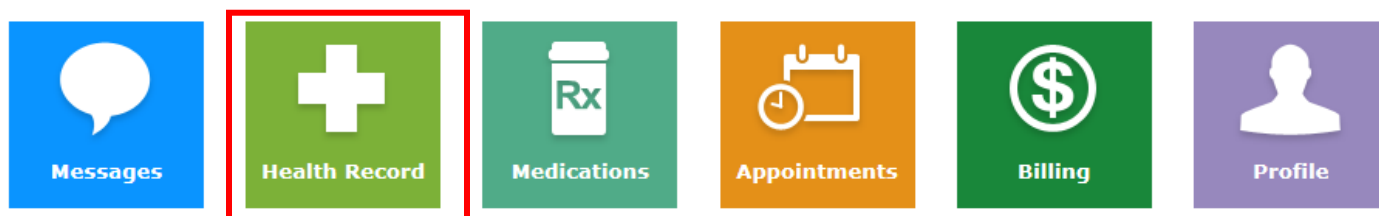
YOUR LAB RESULTS

How To Find, View And Print Lab Results

***Please Note:** Lab results appear on the Patient Portal **36 hours** after the test is completed/reported, not from the time that your test was performed. Your healthcare provider has access to your results as soon as they are completed/reported.

Every lab result will show from your latest day of service. When you receive more lab services and your most recent results show up in the patient portal, any older identical or repeated lab results will automatically be placed under the date of the most recent date of service. Simply select the most recent result to see them all. This makes it possible for you to compare results over time, and keeps your lab result list more manageable. It may appear that some of your results have disappeared from the portal, but they have actually just been automatically moved into a list with identical lab results from previous dates of service.

1. Select > **Health Record**



2. Select > **Results**

Health Record

Select an item below or a button to the right to view more details. Select Health Summary to view, print or download a summary of your care. [Learn More](#)

Allergies

milk
Penicillins

Medications

Acyclovir
Albuterol Sulfate
Fluticasone/Salmeterol
Fluticasone/Salmeterol
Hydrocodone/Acetaminophen
Levothyroxine Sodium
Lisinopril
Lisinopril
Metformin Hcl
Oxycodone Hcl
Oxycodone HCl
Oxycodone HCl
Warfarin Sodium

Conditions

Anemia
Hyponatremia
Neck pain
Potassium (K) deficiency
Thyroid function test abnormal

Preventative Care - Immunizations

Influenza Vaccine, Inactivated (Dec 17, 2015)
Pneumococcal Conjugate Vaccine (PCV-13) (Jan 25, 2016)

 Health Summary

 Visit History

 Oncology

 Results


 Medications

 Allergies & Conditions

 Reports

 Letters


3. You can select each lab result to get more details.



Sugar Cookies Results


View the most recent result for each laboratory and microbiology test. Select a test below to view the history of results.

Results are typically available within 36 hours after the test is completed. While many laboratory tests are completed the same day the sample was taken, some tests require several days. If you feel your results should be available when they are not, please contact your provider's office. [Learn More](#)

Select  to view result comments

Date of Last Result	Test	Result	Reference Range	Flag
May 12, 2016	Hemoglobin A1c	5.0		
May 12, 2016	Reference Lab Test Normal Range	4.8-6.0 %		
May 12, 2016	Reference Lab Test Performing Site	Labcorp		

[Back to Health Record](#)


 [Print](#)

Select each result to get more details and to get prior results for this same test.

In this example I selected Hemoglobin A1c, and now I can see results from both January 2016 and December 2015.

Jan 07, 2016	Hepatitis B Core IgM Antibody	2.00 INDEX 	0.00-0.80 INDEX	H
Jan 01, 2016	Hemoglobin A1c	6.5 %		
Dec 18, 2015	Pro-B-Type Natriuretic Peptide	124 pg/ml 	0-125 pg/ml	

Hemoglobin A1c

Select  to view result comments

Date	Result	Reference Range	Flag
Jan 01, 2016	6.5 %		
Dec 10, 2015	12.1 %		

Feb 26, 2016	Influenza Type A (RT-PCR)	Not detected	NOT DETECT
Feb 26, 2016	Influenza Type B (RT-PCR)	Influenza	
	Lymphocytes (%)		


Select the balloon to view result comments.

Result Comment

NOT DETECTED: Negative -Influenza A and/or Influenza B viral RNA not detected.
 DETECTED: Influenza A and/or Influenza B viral RNA detected.
 INCONCLUSIVE: Unable to determine the presence or absence of Influenza A and/or Influenza B viral RNA. This could be the result of poor specimen quality or inhibition.
 NOTE: If influenza is still clinically suspected in hospitalized patients, an additional specimen should be submitted and antiviral treatment is recommended.
 False positives may occur with individuals who have received live attenuated influenza virus vaccine (LAIV) within 7 days after vaccination.
 Any results should be interpreted in the context of complete medical history and is not intended to be used as the sole means for clinical diagnosis or patient management decisions.
 The U.S. Food and Drug Administration approved the use of Roche cobas Influenza A/B Assay on the Liat System as an in vitro qualitative detection and differentiation of influenza A and influenza B viral RNA in nasopharyngeal swabs from volume

4. To print a list of your lab results, Select > **Print**, and then select the Printer icon from the Adobe PDF tool bar as you see below.


[Return to List of Tests](#)

Su


Page 1 of 2


Date of Last Result	Test	Result	Reference Range	Flag
Apr 19, 2017	White Blood Count	5.00 10 ³ /uL	3.9-11.7 10 ³ /uL	
Apr 19, 2017	Red Blood Count	3.00 10 ⁶ /uL	3.85-5.16 10 ⁶ /uL	L
Apr 19, 2017	Hemoglobin	11.0 g/dL	12.0-15.0 g/dL	L
Apr 19, 2017	Hematocrit	33.0 %	34.8-45.0 %	L

To get back to the page with all your lab results, Select > **Back To List Of Tests.**


 **Results**


View the history of this test. [Learn More](#)

Reference Lab Test Performing Site

Select  to view result comments

Date	Result	Reference Range	Flag
May 12, 2016	Labcorp		

 [Back to List of Tests](#)

 [Print](#)